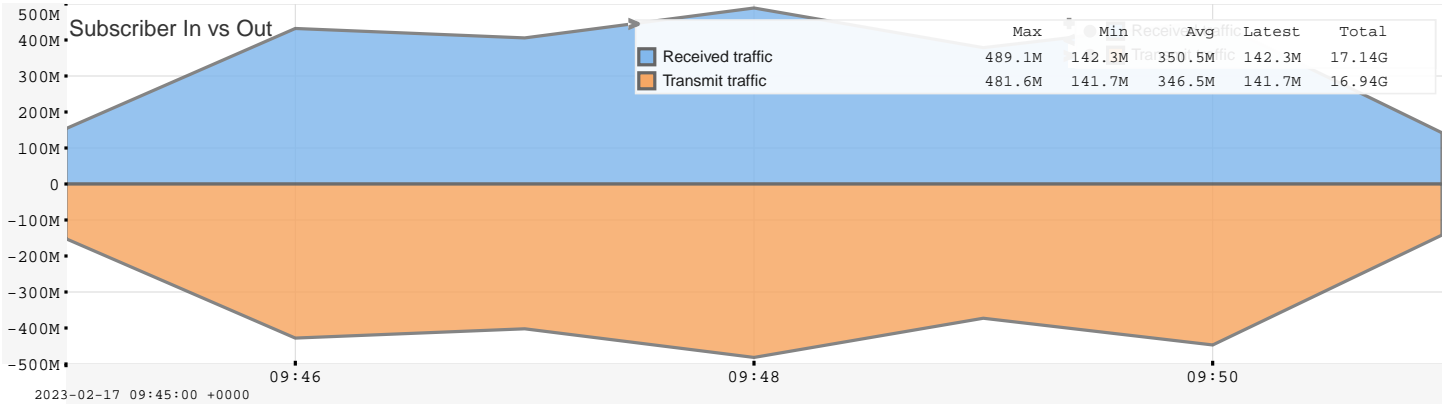


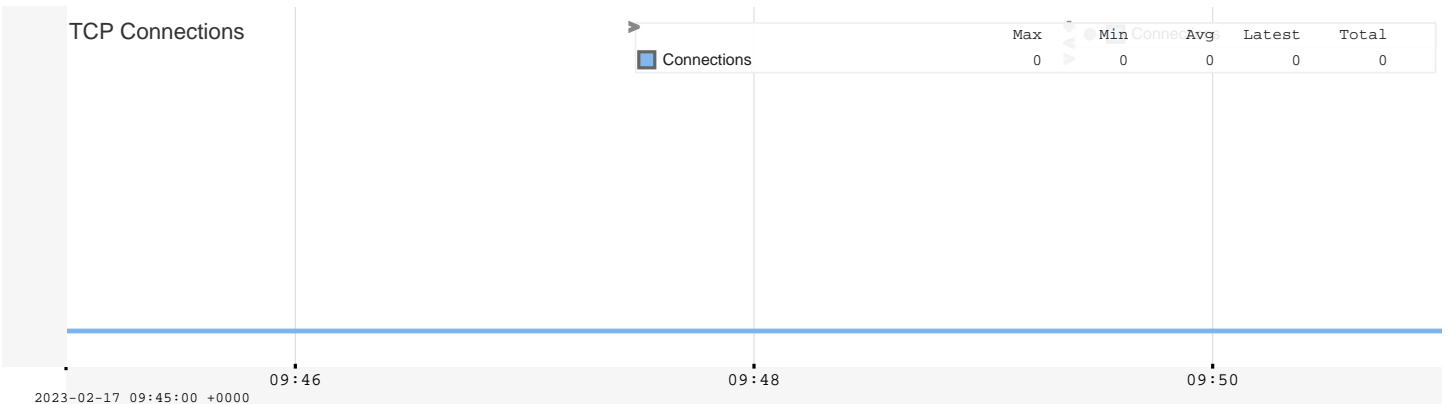
Inbound and outbound traffic

Based on traffic entering and exiting your network



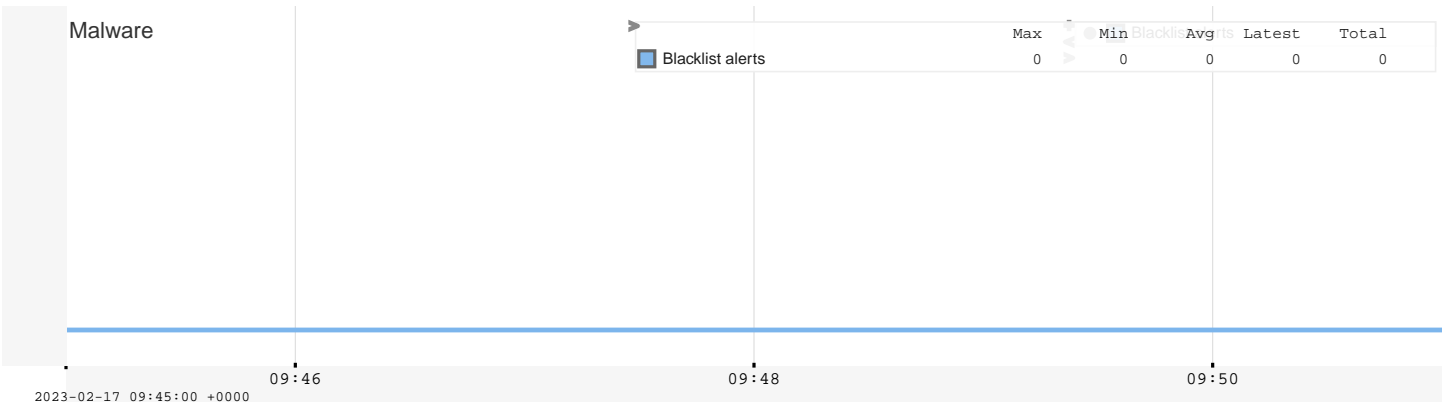
TCP Connection activity

Large spikes indicate enhanced P2P activity or infected systems scanning



Blacklisted connection trends

An aggregate of malware, spamming, and botnet activity



Top 50 users by total traffic

Based on total uploaded and downloaded

Rank	Name	Volume
1	Others not shown	14.56 G
2	172.18.8.194	8.67 G
3	10.10.136.61	1.61 G
4	172.16.0.20	1.22 G
5	172.21.152.251	376.73 M
6	172.21.97.24	308.05 M
7	10.10.64.75	282.57 M
8	172.18.2.180	282.56 M
9	10.10.64.9	267.55 M
10	172.16.0.28	214.63 M
11	172.16.0.88	181.94 M
12	172.27.9.19	137.24 M
13	172.16.8.56	116.72 M
14	172.29.162.65	111.85 M
15	172.23.1.31	106.12 M
16	172.27.160.24	101.15 M
17	172.27.74.104	90.35 M
18	172.18.32.6	88.79 M
19	172.21.49.68	87.76 M
20	172.27.80.113	84.61 M
21	172.18.8.190	79.08 M
22	172.27.18.69	76.85 M
23	172.21.96.52	66.05 M
24	172.27.64.226	47.19 M
25	172.18.142.51	44.65 M
26	172.29.80.74	42.23 M
27	172.26.25.193	40.73 M
28	172.29.80.45	37.28 M
29	172.23.2.183	37.12 M
30	172.27.152.164	36.62 M
31	172.26.25.152	36.08 M
32	172.27.192.46	35.81 M
33	172.16.0.173	35.18 M
34	172.29.48.90	33.69 M
35	10.10.64.72	32.69 M
36	10.40.16.100	32.40 M
37	172.27.48.39	32.29 M
38	172.25.10.37	32.27 M
39	172.30.5.26	31.17 M



Subscriber activity overview

Reporting Period:6 Mins ending Friday February 17, 2023 09:51 AM

Generated at 2025-04-07 07:33:17 +0000

Rank	Name	Volume
40	10.10.136.7	30.59 M
41	172.26.21.195	29.97 M
42	172.23.1.242	29.10 M
43	172.27.48.135	28.90 M
44	172.29.119.102	28.85 M
45	172.23.2.210	28.70 M
46	172.21.16.107	28.51 M
47	172.27.18.230	28.24 M
48	172.27.80.184	27.45 M
49	172.27.80.195	26.86 M
50	172.23.1.35	26.72 M
51	10.40.16.223	26.00 M

Top 50 users by connections

Based on TCP connections such as in P2P apps

Rank	Name	Volume
------	------	--------

Top 50 downloaders

Based on received traffic

Rank	Name	Volume
1	Others not shown	11.75 G
2	172.18.8.194	1.02 G
3	172.21.152.251	336.07 M
4	172.21.97.24	299.90 M
5	10.10.64.75	282.57 M
6	10.10.64.9	224.16 M
7	172.16.8.56	116.72 M
8	172.27.9.19	115.43 M
9	172.29.162.65	108.73 M
10	172.23.1.31	105.36 M
11	172.27.160.24	96.83 M
12	172.27.74.104	88.63 M
13	172.21.49.68	83.18 M
14	172.27.80.113	83.02 M
15	172.16.0.28	80.33 M
16	172.27.18.69	73.59 M
17	172.21.96.52	63.08 M
18	10.10.136.61	62.68 M
19	172.16.0.20	51.90 M
20	172.29.80.74	40.25 M
21	172.29.80.45	36.41 M

Top 50 uploaders

Based on transmitted traffic

Rank	Name	Volume
1	172.18.8.194	7.65 G
2	Others not shown	3.57 G
3	10.10.136.61	1.55 G
4	172.16.0.20	1.17 G
5	172.18.2.180	282.56 M
6	172.16.0.28	134.30 M
7	172.16.0.88	131.59 M
8	172.18.32.6	74.57 M
9	172.18.8.190	69.73 M
10	10.10.64.9	43.39 M
11	172.21.152.251	40.66 M
12	10.10.64.72	31.91 M
13	172.26.21.195	27.45 M
14	10.10.136.7	25.07 M
15	172.27.9.19	21.82 M
16	172.16.14.16	21.79 M
17	172.16.0.173	19.28 M
18	172.18.8.191	18.25 M
19	172.16.3.5	13.08 M
20	172.29.160.240	11.27 M
21	172.26.26.39	10.61 M

Top 50 potentially infected

Based on hitting malware,virus,phishing,spamming blacklists

Rank	Name	Volume
------	------	--------

Top 50 apps for uploads

Applications responsible for upload traffic

Rank	Name	Volume
1	https	50.45 M
2	nat-stun-port	44.41 M
3	2378	39.59 M
4	5004	34.62 M
5	ace-client	32.39 M
6	qip-login	25.80 M
7	9000	18.91 M
8	manage-exec	16.22 M
9	fcmsys	16.03 M
10	2372	15.75 M
11	l3-hbmon	15.56 M
12	gxtelmd	13.53 M
13	WRS Registry	11.97 M
14	futrix	11.36 M
15	7631	3.84 M
16	http	133.59 K
17	7275	62.11 K
18	nexstorindltd	43.65 K
19	iax	8.20 K
20	5228	3.81 K
21	ftp	3.81 K
22	8883	2.93 K
23	40651	300

Top 50 apps for downloads

Applications responsible for download

Rank	Name	Volume
1	microsoft-ds	51.16 M
2	nat-stun-port	30.40 M
3	https	29.12 M
4	9000	17.35 M
5	ace-client	6.67 M
6	http	6.02 M
7	5353	4.98 M
8	WRS Registry	4.58 M
9	5004	3.91 M
10	fcmsys	3.14 M
11	manage-exec	3.13 M
12	5355	2.32 M
13	8443	1.23 M
14	domain	1.02 M
15	6568	445.31 K
16	5001	404.88 K
17	ntp	369.73 K
18	Others not shown	243.75 K
19	2378	236.72 K
20	bootps	228.22 K
21	8800	176.66 K
22	asa-appl-proto	173.73 K
23	5938	154.69 K
24	futrix	150.00 K
25	iax	129.20 K
26	l3-hbmon	120.12 K
27	qip-login	117.48 K
28	ws-discovery	101.07 K
29	2372	79.39 K
30	teredo	75.00 K
31	gxtelmd	54.49 K
32	5246	50.68 K
33	29810	36.04 K
34	nexstorindltd	33.69 K
35	7631	33.69 K
36	5222	29.88 K
37	0	19.63 K
38	8883	19.63 K
39	62976	16.99 K

Rank	Name	Volume
40	hlserver	14.36 K
41	7275	14.06 K
42	5555	13.48 K
43	48002	13.18 K
44	8610	12.89 K
45	56825	12.30 K
46	8080	11.43 K
47	6101	9.96 K
48	5655	9.38 K
49	8200	8.79 K
50	10004	8.79 K
51	drmsfsd	8.20 K